



Quick Start Guide & Product Certificates

Kurzanleitung & Produktzertifikate

Guide de Prise en Main & Certificats de produits

Guida Breve & Certificati di prodotto

Guía de Inicio Rápido & Certificados del producto

Guia de Inicio Rápido & Certificados do produto

Краткое руководство & Сертификаты продукта

クイックスタートガイド & 製品証明書

快速入门指南 & 产品证书


빠른 시작 안내서 & 제품 인증서

SWISS  MADE

Profometer PM8500 – Standard Kit

A Carrying case	●
B PM8500 Sensor	●
C Universal Holder for Sensor	●
D Chest harness for iPad	●
E USB-C to USB-A cable	●
F Battery charger + 2 AA batteries	●
G 25-meter cable roll with clamp	●
H REL100: Rod Electrode with spare parts	●
I Copper sulphate, 250g	●
J 1.5m Cable Rod – Sensor	●
K Large sponge	●
L Quick Start Guide	●

- Included / inbegriffen / inclus / incluso / incluido / incluido / включены / 含まれる / 包括 / 포함된



Profometer WEL100: One Wheel Kit

A One wheel electrode with cables	●
B Carbon fiber telescopic rod	●
C Copper sulphate, 250g	●
D Citric acid, 250g	●
E Tool kit	●
F Water container, 1.25l	●
G Ball Joint for more flexible measurements	●

- Included / inbegriffen / inclus/ incluso / incluido / incluido / включены /含まれる / 包括 / 포함 된

A



B



C



D



E



F



G



Profometer WEL400 – Four Wheel Kit

A 150 to 250mm variable distance four-wheel electrode with cables	●
B Carbon fiber telescopic rod	●
C Copper sulphate, 250g	●
D Citric acid, 250g	●
E Tool kit	●
F Carrying case	●

- Included / inbegriffen / inclus / incluso / incluido / incluido / включены / 含まれる / 包括 / 포함된

(A)



(B)



(C)



(D)



(E)



(F)



PM8500 Sensor

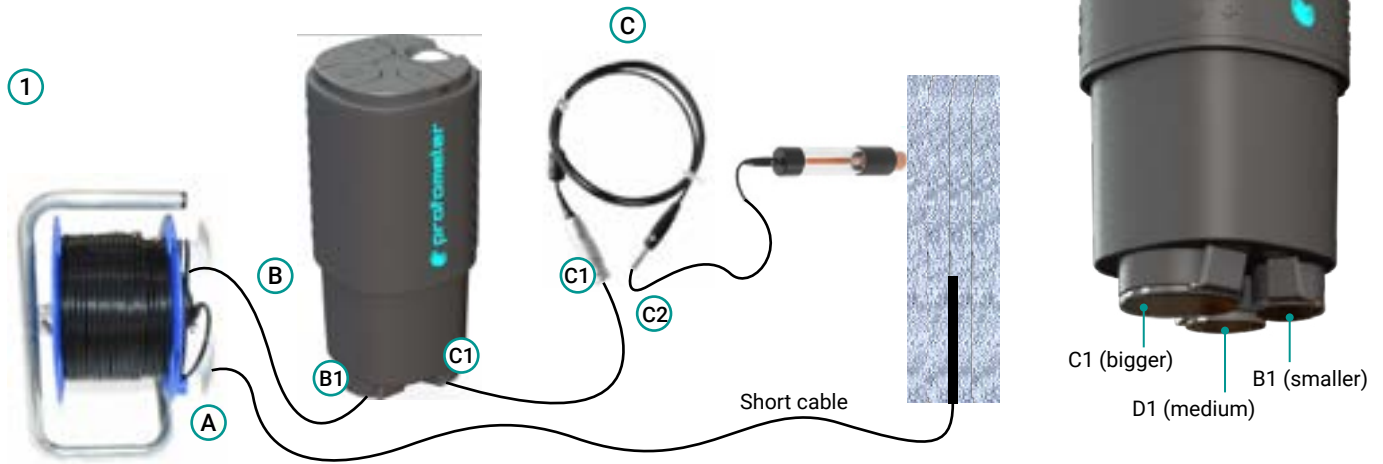
Battery charge and installation



Use only rechargeable AA batteries in the charger.
Verwenden Sie im Ladegerät nur wiederaufladbare AA-Batterien.
Utilisez uniquement des piles AA rechargeables dans le chargeur.
Utilizzare solo batterie AA ricaricabili nel caricabatterie.
Utilice únicamente pilas AA recargables en el cargador.
Use apenas pilhas AA recarregáveis no carregador.
Используйте в зарядном устройстве только перезаряжаемые батарейки типа AA.
充電器には充電式単三電池のみを使用してください。
充電器中只能使用可充电 AA 电池。
충전기에는 충전식 AA 배터리만 사용하십시오.

PM8500 Sensor

Connecting the rod electrode

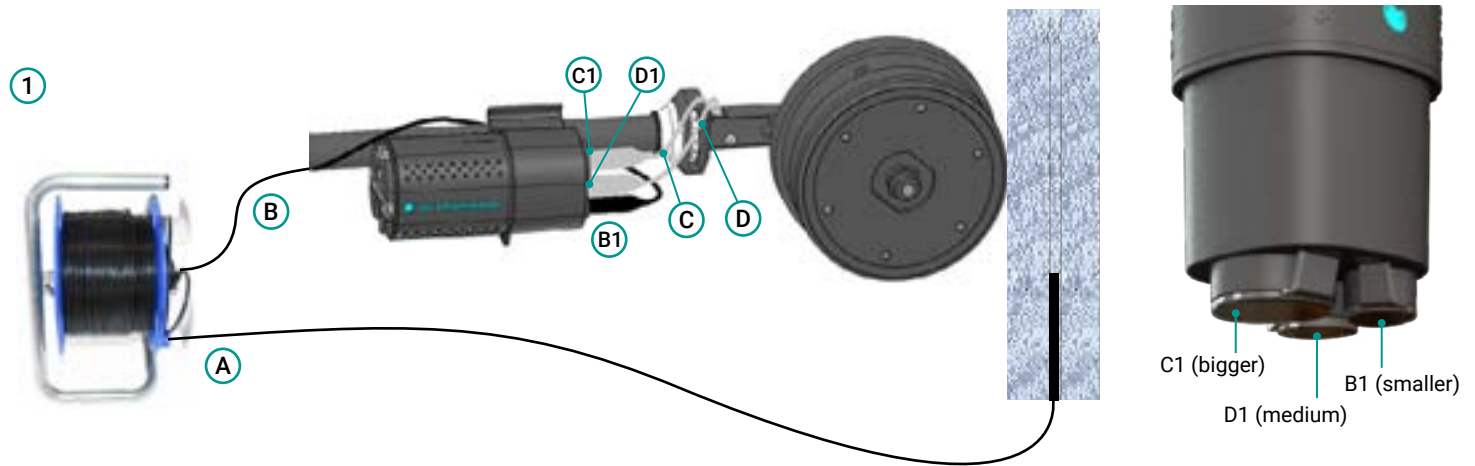


- a Connect the clamp of the ground cable (A) with the exposed rebar
- b Connect the ground cable (B) to the interface box using B1 plug
- c Connect the rod cable (C) to the interface box using C1 plug and to the electrode using C2 plug



PM8500 Sensor

Connecting the one wheel electrode



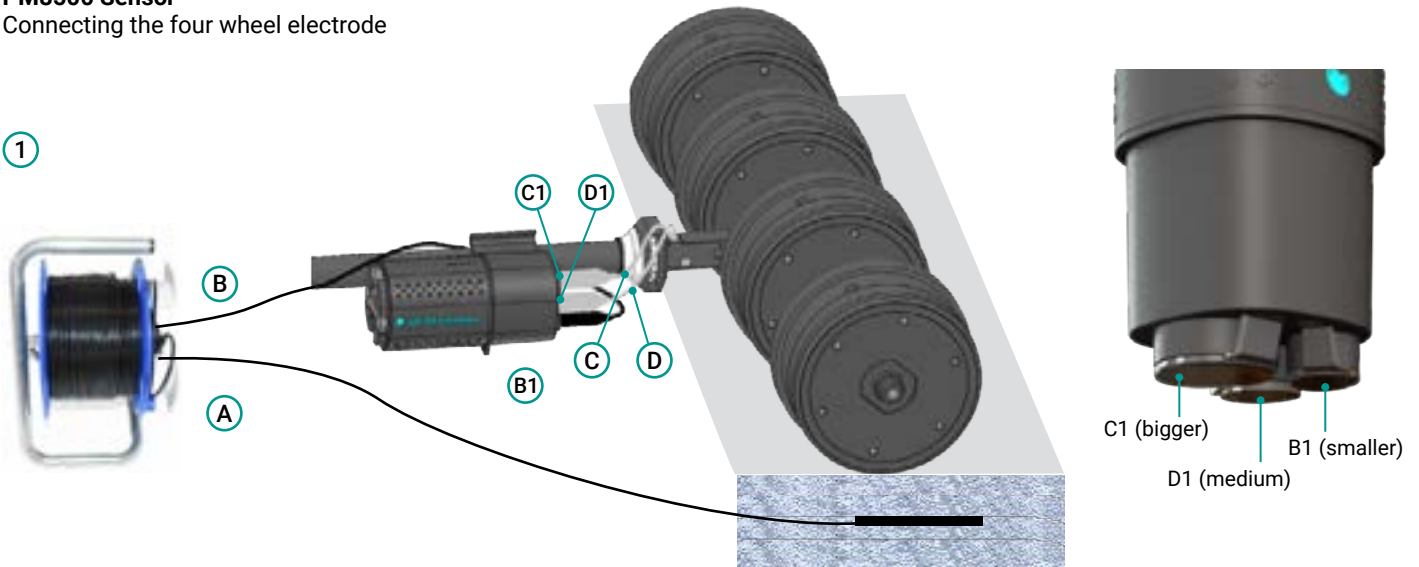
- a Connect the clamp of the ground cable (A) with the exposed rebar
- b Connect the ground cable (B) to the sensor using B1 plug
- c Connect the potential cable (C) and the encoder cable (D) to the sensor using C1 and D1 plugs



PM8500 Sensor

Connecting the four wheel electrode

1



- a Connect the clamp of the ground cable (A) with the exposed rebar
- b Connect the ground cable (B) to the sensor using B1 plug
- c Connect the potential cable (C) and the encoder cable (D) to the sensor using C1 and D1 plugs



PM8500 Rod Electrode

Filling the rod electrode with Copper Sulphate

2



- a Remove the cap with the wooden plug and soak it into water for about an hour to allow the wood to saturate and swell.
- b Prepare the saturated solution by mixing **40 units by weight of copper sulphate with 100 units by weight of distilled water**. Add an additional teaspoon of copper sulphate crystals into the electrode.
- c The electrode should be filled as completely as possible with a **minimum of air** in the compartment.

PM8500 Wheel Electrodes

Filling the wheel electrodes with Copper Sulphate

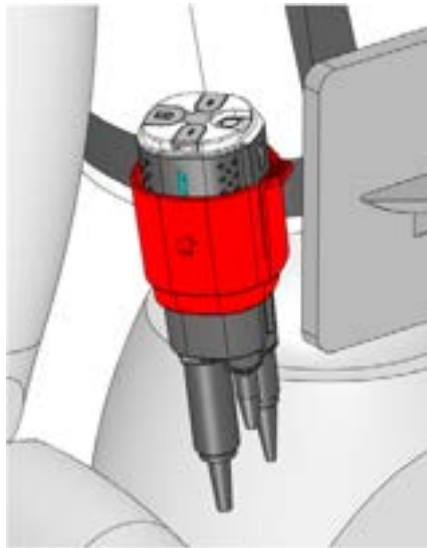


- a** The wooden plug (A) is not intended to be removed. Immerse the wheel in water for an hour to allow the water to soak into the plug. Only the wheels should be immersed, therefore, please remove them from the legs before doing it.
- b** The felt hoops (B) and the felt hoop connector must be saturated before measuring. In normal use (with water and copper solution), the thin felt is on the wooden spigot side (A).
- c** Prepare the saturated solution by mixing 40 units by weight of copper sulphate with 100 units by weight of distilled water. Fill in the copper tank removing the plug (C). Add an additional teaspoon of copper sulphate crystals into the electrode. The electrode should be filled as completely as possible with a minimum of air in the compartment.
- d** Fill in the water container with water. To do so you need to remove the water plug (D).
- e** The water should be dripping out slowly from the water tank throughout the 1mm nozzle (E). The bike valve on the opposite side should provide a high pressure; if water is dripping out too fast, please apply some pressure blowing the bike valve with your mouth.

PM8500 Universal holder

How to mount the interface box on the harness

3



a

Use the inner clamp (A) of the universal holder to attach it to the iPad harness or your belt

PM8500 Universal holder

How to mount the interface box on the telescopic rod

4



B



C



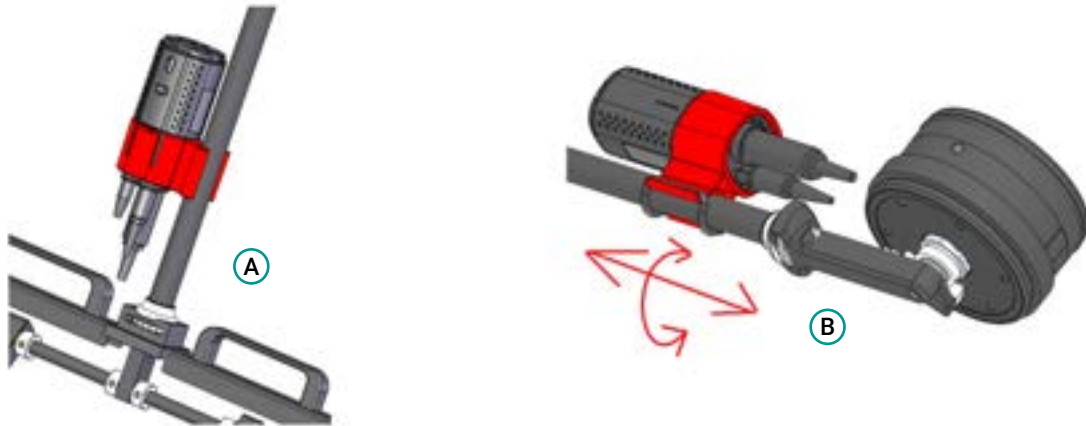
a Connect the round support (B) of the universal holder to the telescopic rod and attach it using the rubber band (C).

b Recommendation: Use the holder rubber band as strain relief for the cable-reel-cable.

PM8500 Telescopic rod

How to mount the telescopic rod on the one wheel and four wheel electrode

5



- a Connect the telescopic rod with the one wheel / four-wheel connector (A)
- b Move the indented wheel clockwise to join both parts

PM8500 Accessory: Ball Joint for one Wheel electrode

How to mount the ball joint on the telescopic rod and on the one wheel electrode

6



- a Connect the telescopic rod with the ball joint accessory by rotating the indented ring clockwise (A)
- b Connect the one-wheel electrode with the ball joint accessory by rotating the indented ring clockwise (B)
- c Use the ball adjuster (C) to move freely your one-wheel electrode position in a range of 360°. Please be aware of the position of the cables and the sensor unit.

PM8500 Accessory: Ball Joint for one Wheel electrode

How to mount the ball joint on the telescopic rod and on the one wheel electrode

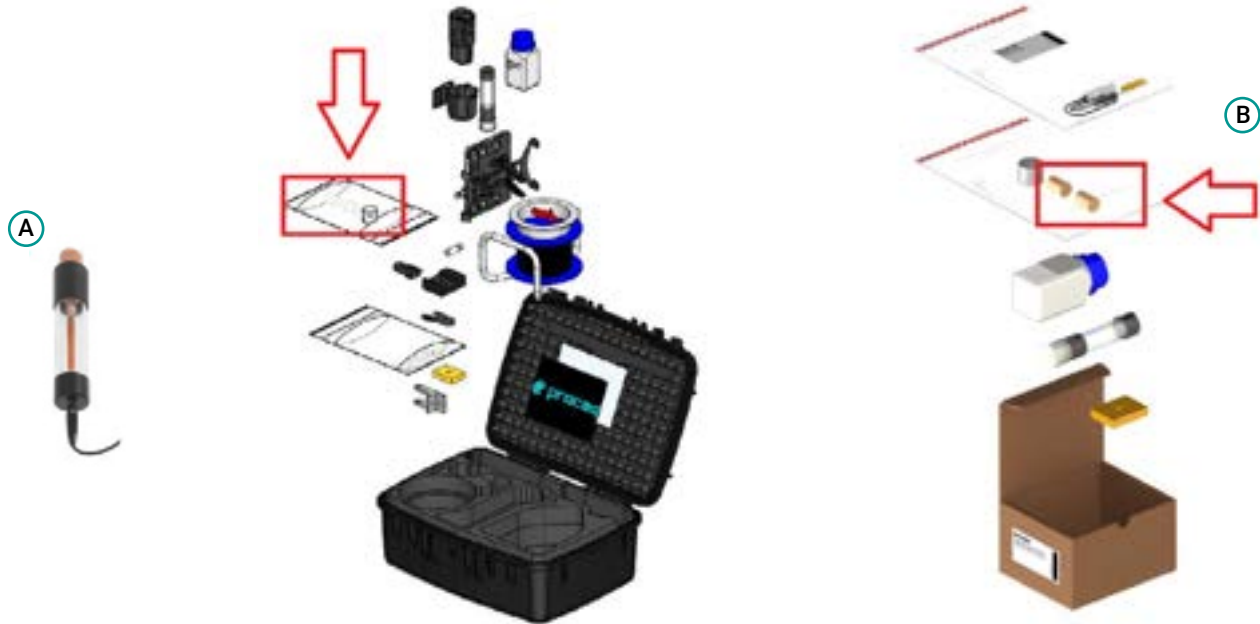
6



PM8500 Rod Electrode Foams

How to replace the foam of the rod electrode

7



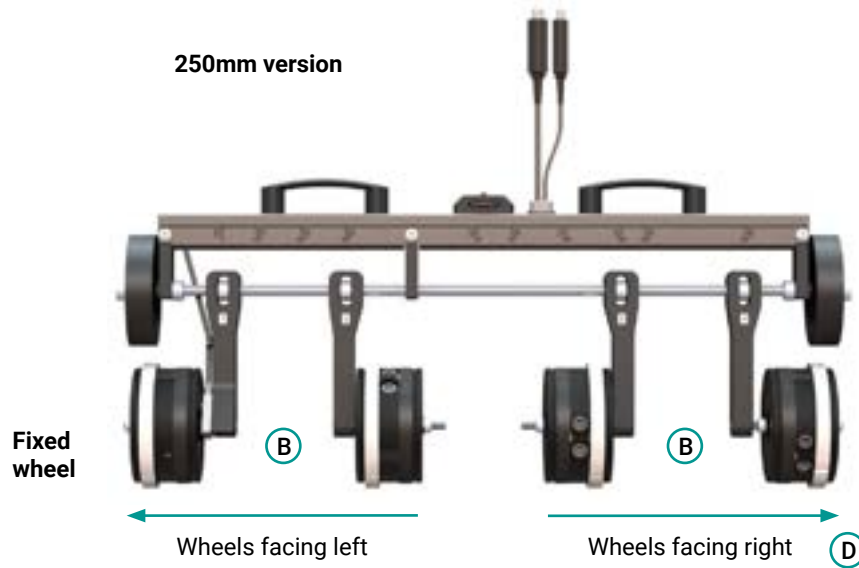
a Remove the foam (A) from the rod electrode if it is broken or overused

b Stick the new foam (B) into the same position. Please use only a small amount of glue

PM8500 Four wheel variable distance

How to change the distance between the wheels (limited from 150mm to 250mm)

8




- a Unscrew the collars (A) – wheels 2, 3 and 4. Wheel 1 is always fixed
- b Slide the wheel legs (B) to the desired position
- c For the 150mm version, mount the wheels as described in the position marks (C) (all wheels are facing to the fixed wheel)
- d For the 250mm version, mount the wheels as described in the position marks (D) (the right two wheels must be turned to face the right side)
- e Screw the collars (A) to fix the wheels at the desired position
- f Any other distance from 150mm to 250mm can be selected

150mm version



← Wheels facing left (C)

(C)



(A)

PM8500 Four wheel variable distance

How to change the distance between the wheels (limited from 150mm to 250mm)

8



250mm version



200mm version



150mm version



250mm version


PM8500 Four wheel variable distance

How to change the distance between the wheels (limited from 150mm to 250mm)

8



200mm version



150mm version

PM8500 Start device

Turning on / off the device

9



Medium press (3 sec)

LED: Green solid



For product usage information, please refer to the Profometer PM8500 documentation.

It is available for download on:
www.screeningeagle.com/en/products/profometer-pm8500

PM8500 Using the Profometer App

Download the app

10

Download the app "Profometer"
on the Apple® App Store



**For product usage information, please refer
to the Profometer PM8500 documentation.**

It is available for download on:
www.screeningeagle.com/en/products/profometer-pm8500

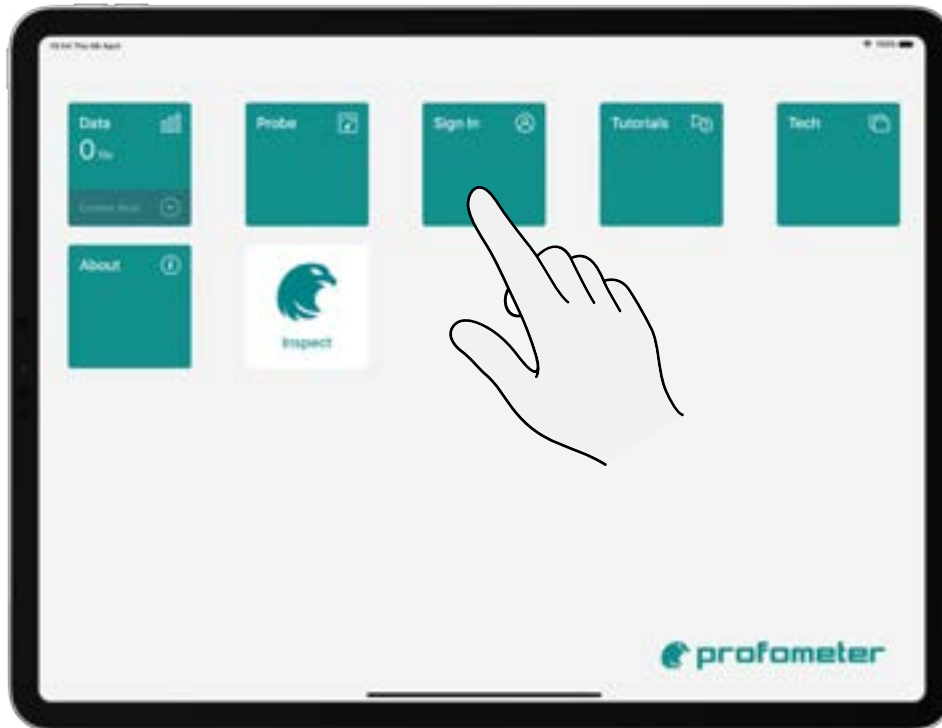
PM8500 Using the Profometer App

Create your account

11

Create your account
Ihr Benutzerkonto erstellen
Créer votre compte
Crea il tuo account
Cree su cuenta

Crie a sua conta
Создайте свой аккаунт
アカウントを作成
创建您的帐户
계정 만들기



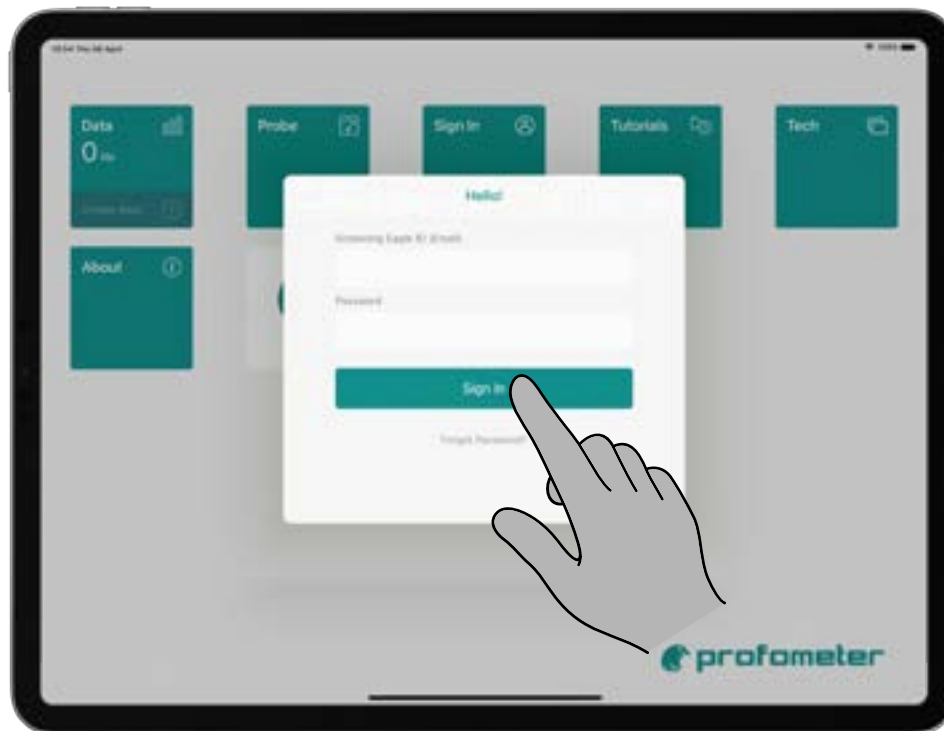
PM8500 Using the Profometer App

Create your account

11

Create your account
Ihr Benutzerkonto erstellen
Créer votre compte
Crea il tuo account
Cree su cuenta

Crie a sua conta
Создайте свой аккаунт
アカウントを作成
創建您的帳戶
계정 만들기



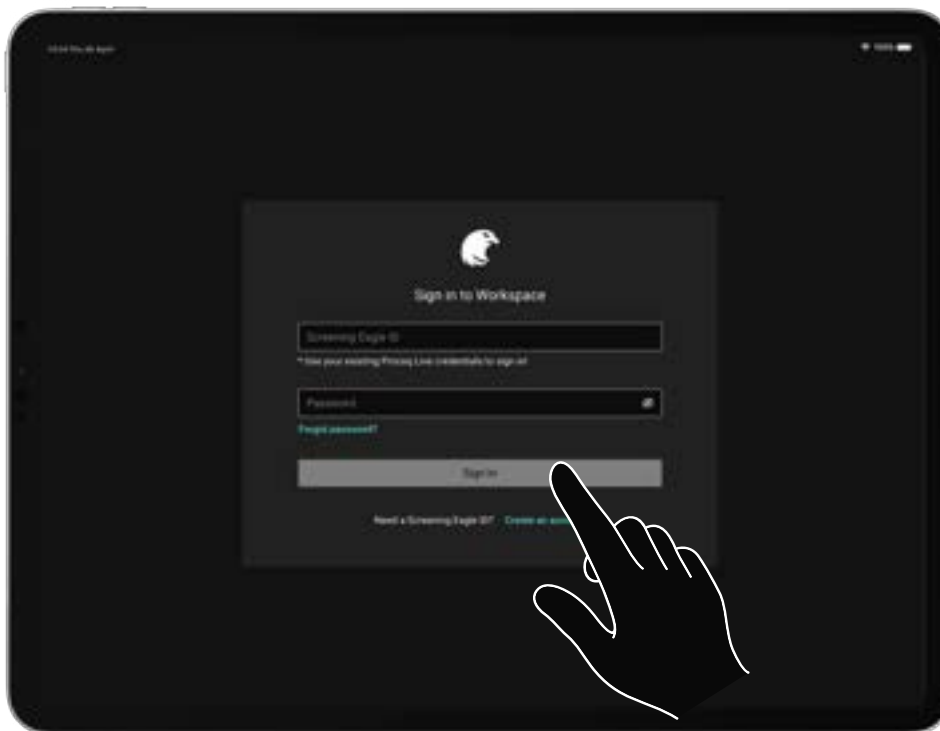
PM8500 Using the Profometer App

Create your account

11

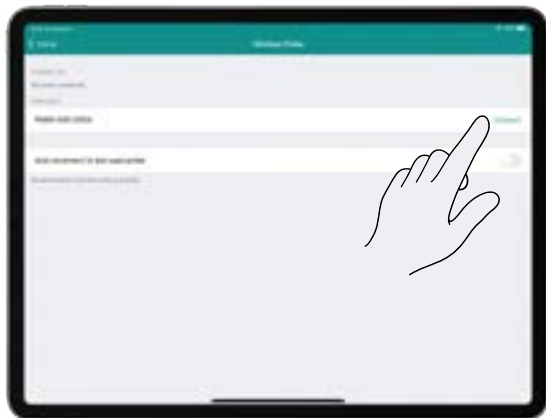
Create your account
Ihr Benutzerkonto erstellen
Créer votre compte
Crea il tuo account
Cree su cuenta

Crie a sua conta
Создайте свой аккаунт
アカウントを作成
创建您的帐户
계정 만들기



PM8500 Using the Profometer App

Connect to the sensor




12

Connect to the sensor
Registrieren Sie die Sonde
Enregistrer la sonde
Registrare la sonda
Registrar la sonda
Registre a sonda
Зарегистрируйте зонд
プローブを登録する
注册探
登録番号

LED: Blue solid



Max. 4m




PM8500 Using the Profometer App

Create new measurement

13

Create new measurement
Neue Messung erstellen
Cr er une nouvelle mesure
Creare una nuova misurazione
Cree una nueva medida

Criar nova medi o
создать новое измерение
새 측정 생성
創建新的測量
新しい測定値を作成する



SWISS  MADE

UK Declaration of Conformity



Products Profometer PM8500
Proceq Part Numbers 392 21 000

Manufacturer Proceq SA, Ringstrasse 2
8603 Schwerzenbach,
Switzerland

The object of the declaration described above is in conformity with relevant statutory requirements and designated standards:

Electrical Equipment (Safety) Regulations 2016 Safety requirements for electrical equipment for measurement, control, and laboratory use - Part 1: General requirements	S.I. 2016:1101 EN 61010-1:2010
Electromagnetic Compatibility Regulations 2016 Electromagnetic compatibility (EMC) - Part 6-1: Generic standards - Immunity for residential, commercial and light-industrial environments Radio Equipment Regulations 2017 Wideband transmission	S.I. 2016:1091 EN 61000-6-1:2007 S.I. 2017:1206 EN ETSI 300 328 V2.2.2
The Restriction of the Use of Certain Hazardous Substances in Electrical and Electronic Equipment Regulations 2012	S.I. 2012: 2032
Waste Electrical and Electronic Equipment Regulations 2013 (as amended)	S.I. 2013:3113


Patrick Waller

Declaration of Conformity

Products Profometer PM8500
Proceq Part Numbers 39260200

Manufacturer Proceq SA, Ringstrasse 2
8603 Schwerzenbach,
Switzerland

We confirm that the product named above is in conformity with RoHS, WEEE and the following directives and standards:

Low voltage directive Safety requirements, General requirements	2014/35/EU EN/IEC 61010-1
EMC directive EMC Part 6-1: Immunity commercial and light-industrial	2014/30/EU EN 61000-6-1
Radio Equipment directive Wideband transmission	2014/53/EU EN ETSI 300 328 V2.2.2
RoHS directive	2011/65/EU & 2015/863/EU
WEEE directive	2012/19/EU

This device complies with part 15 of the FCC Rules. Operation is subject to the following two conditions: (1) This device may not cause harmful interference, and (2) this device must accept any interference received, including interference that may cause undesired operation. This Class B digital apparatus complies with Industry Canada RSS standards. To comply with FCC and Industry Canada RF radiation exposure limits for general population, the transmitter with its antenna must be installed such that a minimum separation distance of 20 cm is always maintained between the radiator (antenna) and all persons and must not be collocated or operating in conjunction with any other antenna or transmitter.

Schwerzenbach, 29.Aug.2023


Patrick Waller



Swiss Made Declaration




Products: Profometer PM8500
Proceq Part Numbers: 39260200
Manufacturer: Proceq SA, Ringstrasse 28603
Schwerzenbach, Switzerland

We confirm that the products named above were developed and manufactured in Switzerland and fulfill the requirements needed for the declaration "Made in Switzerland" or "Swiss Made".

The requirements for industrial products are specified in detail in the National Swiss Trademark Protection Statute (Art. 47-60, MSchG) covering goods and services.

Schwerzenbach, 22.9.2023


Patrick Waller
Chief Operating Officer

Notice

This document (incl. Quick Start Guide and Product Certificates) constitutes an integral part of Proceq's General Terms and Conditions of Sale and General Terms and Conditions of Rental, together with any other guideline, precautions, policies and conditions which Proceq has made and may make available to you at www.proceq.com/downloads, as amended from time to time (the Documents). Proceq reserves the right to change without notice any information, specifications and recommendations contained in this document and in any of the associated Documents.

You shall observe and be solely responsible for the safe and lawful use of and your own conduct while using this product, and any consequences thereof. The use and operation of this product is at your own discretion and risk. Proceq hereby disclaims any and all loss, liability or damages resulting from or out of your use of the product. Please ensure you operate and use this product only for purposes that are proper and in accordance with the instructions given herein together with all safety and health precautions, applicable laws, rules, regulations, and as provided for in any of the Documents.

Konformitätserklärung

Produkte Profometer PM8500
Proceq-Artikelnummern 39260200

Hersteller Proceq SA, Ringstrasse 2
8603 Schwerzenbach,
Switzerland

Wir bestätigen, dass das obengenannte Gerät RoHS- und WEEE-konform ist sowie folgende Richtlinien und Standards erfüllt:

Niederspannungsrichtlinie Sicherheitsanforderungen, Allgemeine Anforderungen	2014/35/EU EN/IEC 61010-1
EMV-Richtlinie EMV Teil 6-1: Störfestigkeit gewerblich und leicht-industriell	2014/30/EU EN 61000-6-1
Richtlinie für Funkanlagen Breitbandige Übertragung	2014/53/EU EN ETSI 300 328 V2.2.2
RoHS-Richtlinie	2011/65/EU & 2015/863/EU
WEEE-Richtlinie	2012/19/EU

Das Gerät entspricht Teil 15 der FCC-Regeln. Der Betrieb unterliegt den folgenden beiden Bedingungen: (1) Dieses Gerät darf keine schädlichen Störungen verursachen, und (2) dieses Gerät muss empfangene Störungen aufnehmen, auch Störungen, die eventuell einen unerwünschten Betrieb verursachen. Dieses digitale Gerät der Klasse B entspricht den RSS-Normen von Industry Canada. Um die HF-Strahlungsexpositionsgrenzwerte der FCC und von Industry Canada für die allgemeine Bevölkerung zu erfüllen, muss der Transmitter mit seiner Antenne so installiert werden, dass jederzeit ein Mindestabstand von 20 cm zwischen dem Strahler (Antenne) und allen Personen eingehalten wird. Zudem darf er nicht neben anderen Antennen oder Transmittern angebracht oder mit diesen zusammen verwendet werden.

Schwerzenbach, 29.Aug.2023


Patrick Waller



Erklärung über die Herstellung in der Schweiz




Produkte: Profometer PM8500
Proceq-Artikelnummern: 39260200

Hersteller: Proceq SA, Ringstrasse 28603
Schwerzenbach, Switzerland

Wir bestätigen, dass das obengenannte Gerät in der Schweiz entwickelt und gefertigt wurde und die zur Führung der Herkunftsangabe „Made in Switzerland“ oder „Swiss Made“ erforderlichen Voraussetzungen erfüllt.

Die Voraussetzungen für Industrieprodukte sind im Schweizer Bundesgesetz über den Schutz von Marken und Herkunftsangaben (Art. 47-50, MSchG) für Waren und Dienstleistungen ausführlich geregelt.

Schwerzenbach, 22.9.2023


Patrick Waller
Chief Operating Officer

Hinweis

Dieses Dokument (inkl. Kurzanleitung und Produktzertifikaten) stellt einen wesentlichen Bestandteil der Allgemeinen Verkaufs- und Lieferbedingungen und der Allgemeinen Mietbedingungen von Proceq dar, und zwar zusammen mit sämtlichen anderen Leitfäden, Vorsichtshinweisen, Richtlinien und Bedingungen, die Proceq erstellt hat und Ihnen in ihrer jeweils gültigen Fassung unter www.proceq.com/downloads zur Verfügung stellen kann. Proceq behält sich das Recht vor, jederzeit und ohne vorherige Ankündigung Änderungen an den in diesem Dokument und sämtlichen zugehörigen Dokumenten enthaltenen Informationen, Spezifikationen und Empfehlungen vorzunehmen.

Sie sind ausschliesslich und allein für den sicheren und rechtmässigen Einsatz des Produktes sowie für Ihr Verhalten während der Nutzung und die daraus entstehenden Folgen verantwortlich. Die Verwendung und der Betrieb dieses Produktes erfolgen nach Ihrem Ermessen und auf Ihr eigenes Risiko. Proceq lehnt hiermit ausdrücklich jegliche Haftung für Verluste oder Schäden ab, die durch Ihre Verwendung des Produktes entstehen. Bitte stellen Sie sicher, dass Sie dieses Produkt nur zu den vorgesehenen Zwecken und gemäss den hier enthaltenen Anweisungen sowie gemäss allen Vorsichtsmassnahmen im Hinblick auf Sicherheit und Gesundheit, einschlägigen Gesetzen, Vorschriften und wie in den Dokumenten vorgesehen betreiben und einsetzen.

Déclaration de conformité

Produits Profometer PM8500
Références Proceq 39260200

Manufacteur Proceq SA, Ringstrasse 2
8603 Schwerzenbach,
Switzerland

Nous confirmons par la présente que l'instrument mentionné ci-dessus est conforme aux dispositions RoHS, DEEE ainsi qu'aux directives et normes suivantes.

Directive basse tension

Exigences de sécurité, exigences générales

Directive CEM

CEM Partie 6-1, Immunité commerciale et industrielle légère

Directive sur les équipements radio

Transmission à large bande

Directive RoHS

Directive WEEE

2014/35/EU

EN/IEC 61010-1

2014/30/EU

EN 61000-6-1

2014/53/EU

EN ETSI 300 328 V2.2.2

2011/65/EU & 2015/863/EU

2012/19/EU

Cet instrument est conforme à la partie 15 des règles FCC: Son utilisation est soumise aux conditions suivantes: (1) Cet instrument ne produit pas d'interférences néfastes, et (2) cet instrument doit accepter toute interférence venant de l'extérieur, y compris des interférences susceptibles de causer un fonctionnement non souhaité. Cet instrument numérique de classe B est conforme aux normes RSS d'Industry Canada. Afin de satisfaire aux limites d'exposition aux rayonnements électromagnétiques pour le grand public stipulées par la FCC et Industry Canada, l'émetteur et son antenne doivent être installés de sorte qu'une distance minimale de 20 cm soit maintenue en permanence entre l'élément rayonnant (antenne) et tout individu. Ils ne doivent pas être placés au même endroit qu'une autre antenne ou un autre émetteur, ni être utilisés avec une autre antenne ou un autre émetteur.

Schwerzenbach, 29.Aug.2023

Patrick Waller



Déclaration «Fabriqué en Suisse»



Produits: Profometer PM8500
Références Proceq: 39260200
Fabricant: Proceq SA, Ringstrasse 28603
Schwerzenbach, Switzerland

Nous confirmons que l'instrument mentionné ci-dessus a été développé et fabriqué en Suisse et qu'il répond aux exigences requises pour la déclaration «Fabriqué en Suisse» ou «Suisse».

Les exigences posées aux produits industriels sont précisées dans la loi suisse sur la protection des marques (Art. 47-50, LPM) couvrant les biens et les services.

Schwerzenbach, 22.9.2023

Patrick Waller

Chief Operating Officer

Avis

Ce document (y compris le guide de démarrage rapide et les certificats de produit) fait partie intégrante des conditions générales de vente et de location de Proceq, au même titre que toutes les autres directives, précautions, politiques et conditions que Proceq a établies et publiées sur le site www.proceq.com/downloads, dans leur version modifiée de temps à autre (les documents). Proceq se réserve le droit de modifier sans préavis toute information, spécification et recommandation figurant dans ce document et dans n'importe quel autre document associé.

Vous devez respecter et être seul responsable de l'utilisation sûre et légale de ce produit, ainsi que de votre conduite lors de son utilisation et des conséquences qui en découlent. L'utilisation de cet instrument se fait à votre entière discrétion et à vos propres risques. Par la présente, Proceq exclut toute perte, toute responsabilité ou tout dommage qui résulte de l'utilisation ou non de l'instrument. Veuillez à utiliser cet instrument seulement aux fins prévues et conformément aux instructions figurant dans les présentes et à l'ensemble des précautions de sécurité et de santé, lois, règles et réglementations en vigueur, et tel que prévu dans n'importe lequel des documents.

Dichiarazione di conformità

Prodotti Profometer PM8500
Codici articolo Proceq 39260200

Produttore Proceq SA, Ringstrasse 2
8603 Schwerzenbach,
Switzerland

Si attesta che il presente strumento sopra menzionato è conforme alle direttive RoHS, WEEE e alle seguenti direttive e norme

Direttiva bassa tensione Requisiti di sicurezza, requisiti generali	2014/35/EU EN/IEC 61010-1
Direttiva EMC EMC Parte 6-1, Immunità commerciale e industriale leggera	2014/30/EU EN 61000-6-1
Direttiva apparecchiature radio Trasmissione a banda larga	2014/53/EU EN ETSI 300 328 V2.2.2
Direttiva RoHS:	2011/65/EU & 2015/863/EU
Direttiva WEEE	2012/19/EU

Il presente apparecchio è conforme alla parte 15 delle normative FCC. Il suo utilizzo è subordinato alle due seguenti condizioni: (1) l'apparecchio non deve causare interferenze dannose e (2) deve accettare qualsiasi interferenza, comprese quelle che possono determinare un funzionamento indesiderato. Questo apparecchio digitale di Classe B è conforme agli standard RSS di Industry Canada. Per la conformità con i limiti di esposizione alle radiazioni RF di FCC e Industry Canada per la popolazione generale, il trasmettitore dotato della relativa antenna deve essere installato in modo che venga costantemente mantenuta una distanza minima di separazione di 20 cm tra il trasmettitore (antenna) e tutte le persone e non deve essere collocato o utilizzato assieme ad altra antenna o altro trasmettitore

Schwerzenbach, 29.Aug.2023


Patrick Waller



Dichiarazione «Swiss Made»




Prodotti: Profometer PM8500
Codici articolo Proceq: 39260200
Produttore: Proceq SA, Ringstrasse 28603
Schwerzenbach, Switzerland

Con la presente si dichiara che lo strumento sopra menzionato è stato sviluppato e fabbricato in Svizzera e che soddisfa i requisiti necessari per la dichiarazione "Made in Switzerland" o "Swiss Made".

I requisiti stabiliti per i prodotti industriali sono specificati in dettaglio nella legge federale sulla protezione dei marchi (LPM, artt. da 47 a 50) per beni e servizi

Schwerzenbach, 22.9.2023


Patrick Waller
Chief Operating Officer

Avviso

Il presente documento (inclusi la Guida breve e i Certificati di prodotto) costituisce parte integrante dei Termini e condizioni generali di vendita e Termini e condizioni generali di noleggio di Proceq, congiuntamente a qualsiasi altro documento – quali linee guida, precauzioni, politiche e condizioni – che Proceq abbia reso o renda disponibile su www.proceq.com/downloads, con le relative modifiche periodiche (i Documenti). Proceq si riserva il diritto di modificare senza preavviso qualsiasi informazione, specifica e raccomandazione contenuta nel presente documento e in uno qualsiasi dei Documenti associati.

L'utente è interamente responsabile per l'uso sicuro e legale di questo prodotto, nonché per la propria condotta durante l'utilizzo e per ogni conseguenza che ne derivi. L'uso e il funzionamento di questo prodotto sono a propria discrezione e rischio. Proceq declina qualsiasi perdita, responsabilità o danno derivante dall'utilizzo del prodotto. Assicurarsi di far funzionare e utilizzare questo prodotto solo per scopi appropriati e in conformità con le istruzioni fornite nel presente documento, seguendo tutte le precauzioni per la sicurezza e la salute, le norme, le regole e i regolamenti applicabili e quanto previsto nei Documenti.

Declaración de conformidad

Productos Profometer PM8500
Números de pieza Proceq 39260200

Fabricante Proceq SA, Ringstrasse 2
8603 Schwerzenbach,
Switzerland

Confirmamos que el instrumento arriba mencionado está en conformidad con RoHS, RAEE y las siguientes directivas y normas

Directiva baja tensión	2014/35/EU
Requerimientos de seguridad, requisitos generales	EN/IEC 61010-1
Directiva CEM	2014/30/EU
CEM Parte 6-1, Inmunidad comercial y de la industria ligera	EN 61000-6-1
Directiva equipos de radio	2014/53/EU
Transmisión de banda ancha	EN ETSI 300 328 V2.2.2
Directiva RoHS	2011/65/EU & 2015/863/EU
Directiva RAEE	2012/19/EU

Este dispositivo está en conformidad con parte 15 de la FCC: La operación está sujeta a las siguientes dos condiciones: (1) este dispositivo no deberá causar interferencias perjudiciales, y (2) este dispositivo deberá aceptar cualquier interferencia recibida, incluyendo interferencias que puedan causar un funcionamiento indeseado. Este dispositivo digital de clase B está en conformidad con las normas industriales canadienses RSS. Para cumplir los límites de exposición a la radiación de radiofrecuencia para la población general establecidos por la FCC y las normas canadienses, el transmisor con su antena debe instalarse en tal forma que la distancia de separación mínima de 20 cm entre el elemento radiante (antena) y cualquier persona sea mantenida en todo momento y que el mismo no debe colocarse ni operarse en combinación con alguna otra antena u otro transmisor.

Schwerzenbach, 29.Aug.2023

Patrick Waller



Declaración de Swiss made




Productos: Profometer PM8500
Números de pieza Proceq: 39260200
Fabricante: Proceq SA, Ringstrasse 2
8603 Schwerzenbach, Suiza

Confirmamos que el instrumento arriba mencionado se ha desarrollado y fabricado en Suiza y satisface la exigencias necesarias para la declaración "Hecho en Suiza" o "Swiss Made".

Los requerimientos de productos industriales están especificados detalladamente en el National Swiss Trademark Protection Statute [estatuto nacional de protección de marcas registradas suizas] (Art.47-50, MSchG) el cual cubre bienes y servicios.

Schwerzenbach, 22.9.2023


Patrick Waller
Chief Operating Officer

Aviso

Este documento (incl. Guía de inicio rápido y certificados del producto) forma parte integral de las Condiciones generales de venta y de las Condiciones generales de renta, junto con cualquier otra directiva, precaución, política y condición que Proceq haya puesto o vaya a poner a su disposición en www.proceq.com/downloads, con sus enmiendas ocasionales (los Documentos). Proceq se reserva el derecho de modificaciones sin previo aviso o información de cualquier especificación y recomendación contenida en este documento y en cualquier otro documento asociado.

Usted deberá observar y ser el único responsable del uso seguro y legal de este producto, tanto como su conducta durante su uso y cualquier consecuencia resultante de la misma. El uso y la operación de este producto se realizarán bajo su propia discreción y su propio riesgo. Por la presente, Proceq renuncia a toda responsabilidad por pérdida, obligación o daños que resulten de su uso del producto. Por favor, asegúrese de operar y usar este producto sólo para los objetivos adecuados y en conformidad con las instrucciones descritas aquí, junto con todas las precauciones de seguridad y salud, leyes, todos los reglamentos, normas aplicables, y del modo estipulado en cualquiera de estos Documentos.

Declaração de Conformidade

Produtos Profometer PM8500
Números das peças Proceq 39260200

Fabricante Proceq SA, Ringstrasse 2
8603 Schwerzenbach,
Switzerland

Declaramos que o instrumento acima mencionado está em conformidade com RoHS, WEEE e os seguintes padrões e diretrizes

Directiva de baixa tensão	2014/35/EU
Requisitos de segurança, Requisitos gerais	EN/IEC 61010-1
Directiva CEM	2014/30/EU
EMC Parte 6-1, Imunidade comercial e industrial ligeira	EN 61000-6-1
Directiva sobre equipamento de rádio	2014/53/EU
Transmissão de banda larga	EN ETSI 300 328 V2.2.2
Directiva RoHS	2011/65/EU & 2015/863/EU
Directiva REEE	2012/19/EU

Esse instrumento atende às exigências da parte 15 do FCC: A operação é sujeita às duas condições seguintes: (1) Este instrumento não deve causar interferência prejudicial e (2) este instrumento tem que aceitar qualquer interferência recebida, incluindo interferências que possam causar operação de forma não desejada. Esse aparelho digital da classe B está de acordo com padrões RSS da indústria canadense. Para estar em conformidade com limites de exposição à radiação FCC e RF da indústria canadense para a população geral, o transmissor com a sua antena deve ser instalado de modo que haja uma distância mínima de 20 cm entre o radiador (antena) e todas as pessoas, sempre, e não deve ser implantado ou operar junto com qualquer outra antena ou transmissor.

Schwerzenbach, 29.Aug.2023

Patrick Waller



Declaração de Produto Suíço




Produtos: Profometer PM8500
Números das peças Proceq: 39260200
Fabricante: Proceq SA, Ringstrasse 2
8603 Schwerzenbach, Suíça

Confirmamos que o instrumento acima mencionado foi desenvolvido e produzido na Suíça e cumpre os requisitos necessários para a declaração "Produzido na Suíça" ou "Produto Suíço".

Os requisitos para produtos industriais encontram-se especificados em detalhes no Estatuto Nacional de Proteção à Marca Registrada Suíça (art.47-50, MSchG) que diz respeito a produtos e serviços.

Schwerzenbach, 22.9.2023


Patrick Waller
Chief Operating Officer

Aviso

Este documento (incl. o Guia rápido e os Certificados de produto) é parte integrante dos Termos e condições gerais de venda e fornecimento da Proceq e dos Termos e condições gerais de locação, junto com qualquer outra diretriz, precauções, políticas e condições que a Proceq tenha criado e possa disponibilizar em www.proceq.com/downloads, conforme alterado de tempos em tempos (os documentos). A Proceq se reserva o direito de alterar quaisquer informações, especificações e recomendações contidas neste documento e em qualquer um dos documentos associados sem aviso prévio.

Você deve observar e será o único responsável pelo uso seguro e legal de seu próprio equipamento, enquanto estiver usando o equipamento e por todas as respectivas consequências que surgirem. O uso e a operação deste produto são de sua única e exclusiva responsabilidade. Através desta a Proceq isenta-se de todo e qualquer prejuízo, responsabilidade e danos decorrentes do seu uso do produto. Assegure-se que opere e use este produto apenas aos fins apropriados e de acordo com as instruções aqui contidas, junto com todas as precauções de segurança e de saúde, leis, regras, regulamentos aplicáveis e tal como previsto nos documentos.

Декларация соответствия

изделия Profometer PM8500
Номенклатура компании F39260200

Производитель Proceq SA, Ringstrasse 2
8603 Schwerzenbach,
Switzerland

Мы подтверждаем, что вышеуказанный продукт соответствует стандартам RoHS, WEEE и следующим стандартам и директивам

Директива по ЕС низковольтному	2014/35/EU
Требования безопасности, Общие требования	EN/IEC 61010-1
директива EMC	2014/30/EU
EMC Часть 6-1, Иммунитет коммерческий и легкой промышленности	EN 61000-6-1
Директива по радиооборудованию	2014/53/EU
Широкополосная передача	EN ETSI 300 328 V2.2.2
директива RoHS	2011/65/EU & 2015/863/EU
директива WEEE	2012/19/EU

Устройство отвечает требованиям части 15 свода правил FCC (федеральная комиссия по связи США): На использование прибора распространяются два следующих положения: (1) Это устройство не может производить опасные помехи, а также (2) данное устройство должно поглощать любые получаемые помехи, в том числе помехи, способные вызвать неправильное функционирование. Цифровое устройство класса B соответствует требованиям промышленных RSS-стандартов Канады. Для соответствия ограничениям FCC и министерства промышленности Канады на радиационное облучение населения передатчик с антенной должны быть установлены таким образом, чтобы сохранялось расстояние в 20 см между излучателем (антенной) и людьми в любое время. Также запрещается совместное расположение или работа в связке с другой антенной или другим передатчиком.

Schwerzenbach, 29.Aug.2023


Patrick Waller



Декларация об изготовлении в Швейцарии (Swiss Made)



изделия: Profometer PM8500
Номенклатура компании Proceq: 39260200
Производитель: Proceq SA, Ringstrasse 2
8603 Schwerzenbach, (Шверценбах),
Швейцария

Мы подтверждаем, что вышеуказанный продукт разработан и изготовлен в Швейцарии и соответствует требованиям, предъявляемым при выдаче декларации «Made in Switzerland» или «Swiss Made».

Требования к промышленным изделиям подробно описаны в «Национальном положении Швейцарии об охране товарных знаков» (статьи 47–50, MSchG), которое распространяется на товары и обслуживание

Schwerzenbach, 22.9.2023



Patrick Waller
Chief Operating Officer

ПРИМЕЧАНИЕ

Настоящий документ (включая краткое руководство пользователя и сертификаты продукции) является неотъемлемой частью общих условий и положений по продажам Proceq и общих условий и положений по аренде, вместе с любыми другими руководствами, мерами предосторожности, правилами и условиями, доступность которых Proceq обеспечила или может обеспечить на сайте www.proceq.com/downloads в соответствии с периодически вносимыми поправками (документация). Компания Proceq сохраняет за собой право без предварительного уведомления изменять информацию, характеристики и рекомендации, содержащиеся в настоящем документе и в любом из соответствующих документов.

Вы несете полную ответственность за безопасное и законное использование данного продукта, должны соблюдать правила его применения, а также ответственны за любые последствия, возникающие в связи с этим. Использование и эксплуатация настоящего продукта выполняются на ваше собственное усмотрение и риск. Компания Proceq настоящим снимает с себя ответственность за любые убытки или ущерб в результате использования вами нашего продукта. Использовать и эксплуатировать настоящий продукт только в надлежащих целях, а также в соответствии с приведенными здесь инструкциями вместе со всеми мерами по обеспечению безопасности и защите здоровья, применимыми законами, правилами, нормами и как предусмотрено в любом из настоящих документов.

適合宣言

製品 Profometer PM8500
Proceq部品番号 39260200

製造者 Proceq SA, Ringstrasse 2
8603 Schwerzenbach,
Switzerland

上記の製品がRoHS、WEEE、以下の指令や規格に適合していることを確認しています。

低電圧指令 2014/35/EU
安全要件 EN/IEC 61010-1

EMC指令 2014/30/EU
EMCパート6- EN 61000-6-1
1、イミュニティコマーシャルおよびライトインダストリアル

無線機器指令 2014/53/EU
広帯域伝送 EN ETSI 300 328 V2.2.2

RoHS指令 2011/65/EU & 2015/863/EU

WEEE指令 2012/19/EU

このデバイスは、FCC規則のパート15に準拠しています。動作は以下の2つの条件に従います:
(1)このデバイスは有害な干渉を引き起こしてはなりません、かつ(2)このデバイスは、望ましくない動作を引き起こす可能性のある干渉を含め、受信したあらゆる干渉に対応しなければなりません。このクラスBデジタル装置は、Industry Canada RSS規格に準拠しています。FCCおよびIndustry Canadaの定める公衆向けのRF放射被曝制限に準拠するため、送信機とそのアンテナは、放射器（アンテナ）から20 cm以内に人が近づくことがないように設置しなければならず、他のアンテナまたは送信機とともに配置または作動させてはなりません。

Schwerzenbach, 29.Aug.2023


Patrick Waller



Swiss Made宣言




製品: Profometer PM8500
Proceq部品番号: 39260200
製造者: Proceq SA, Ringstrasse 2
8603 Schwerzenbach, Switzerland

測定器は、スイス国内で開発および製造され、「Made in Switzerland」または「Swiss Made」を宣言す

るのに必要な要件を満たしています。

工業製品についての要件は、物品およびサービスを対象とする、スイス商標法（MSchG、第47～50条）で詳しく規定されています。

Schwerzenbach, 22.9.2023


Patrick Waller
Chief Operating Officer

お知らせ

本書（クイックスタートガイドおよび製品保証書を含む）は、Proceqの販売一般条件およびレンタル一般条件ならびに、Proceqが制定したその他のガイドライン、注意事項、ポリシーおよび条件（以下、総称して「関連文書」）に不可欠の要素を構成しています。この文書はwww.proceq.com/downloadsから入手可能であり、随時改訂される場合があります。Proceqでは、本書および関連文書に記載の情報は、仕様および推奨事項を予告なしに変更する権利を留保します。

あなたは、この製品の安全で合法的な使用、同様にこの製品を使用している間のあなたの行動及びそれから生じるあらゆる結果について順守及び責任を負うものとする。本製品の使用および操作は、ユーザー自身の判断およびリスクで行ってください。ここに、Proceqでは、本製品の使用に起因または関連するあらゆる損失、責任または損害について責任を否認します。本製品を適切な目的のみ使用し、本書に記載の説明、安全および健康に関する注意事項、適用法、規則、規制ならびに、関連文書の記載事項に従って操作してください

符合性声明

产品 Profometer PM8500
Proceq 部件号 39260200
制造商 Proceq SA, Ringstrasse 2
8603 Schwerzenbach,
Switzerland

我们确认上述产品符合RoHS、WEEE以及以下指令和标准

低电压指令 安全要求	2014/35/EU EN/IEC 61010-1
电磁兼容性	2014/30/EU EN 61000-6-1
RoHS 指令	2014/53/EU EN ETSI 300 328 V2.2.2
WEEE	2011/65/EU & 2015/863/EU 2012/19/EU

本设备符合 FCC 第 15 部分的规定。操作应符合以下两个条件：(1) 本设备不会产生有害干扰，并且 (2) 本设备必须接受任何干扰，包括可能导致设备意外操作的干扰。此 B 类数字器件符合加拿大工业部 RSS 标准。为符合 FCC 和加拿大工业部适用于一般人群的 RF 辐射暴露极限，发射器及其天线必须始终安装在辐射体（天线）和所有人员之间维持 20 cm 最小分隔距离的地方，且不得与任何其他天线或发射器混搭或结合使用。

Schwerzenbach, 29. Aug. 2023


Patrick Waller



瑞士制造声明




产品： Profometer PM8500
Proceq 部件号： 39260200
制造商： Proceq SA, Ringstrasse 2
8603 Schwerzbach, Switzerland

我们确认，上述装置是在瑞士开发和制造的，符合“Made in Switzerland”或“Swiss Made”声明中所需的要求。

工业产品的需求在《瑞士国家商标保护法》(Art.47-50, MSchG) (包括产品与服务) 中进行了详细的定义。

Schwerzenbach, 22.9.2023


Patrick Waller
Chief Operating Officer

注意事项

本文件（包括快速入门指南与产品证书）构成Proceq的一般销售条款与细则、一般租赁条款与细则以及Proceq已在www.proceq.com/downloads向您提供或者可能向您提供的任何其他指南、防范措施、政策和条款的不可分割的一部分，此文件将不时修订。Proceq保留更改本文件与任何相关文件中包含的任何信息、规范和建议的权利，恕不另行通知。

您应遵守并全权负责本产品的安全和合法使用，以及您在使用本产品时的行为及由此产生的任何后果。本产品的使用和操作由您自行决定和承担风险。Proceq特此声明：对于因使用本产品而造成的任何及所有损失、责任或损害，本公司概不负责。请确保您仅出于正确目的而操作和使用本产品，并遵守本说明书以及所有安全和健康防范措施、适用法律、条例、规定以及任何文件中的规定。

준수 선언문

제품 Profometer PM8500
Proceq 부품 번호: 39260200

제조업체 Proceq SA, Ringstrasse 2
8603 Schwerzenbach,
Switzerland

앞에서 말한 제품은 RoHS, WEEE, 하기의 설명과 기준에 따름을 알려 드립니다

저전압 지침

안전 요구 사항

2014/35/EU

EN/IEC 61010-1

EMC 지침

EMC Part 6-1, 주거, 상업 및 경공업 환경에 대한 내성 표준

2014/30/EU

EN 61000-6-1

전자파 적합성 -> 전자파 지침

광대역 전송

2014/53/EU

EN ETSI 300 328 V2.2.2

RoHS 지침

WEEE 지침: CRT 및 평판 디스플레이를 포함하는 WEEE에 대한 처리

2011/65/EU & 2015/863/EU

2012/19/EU

요구 사항

본 장치는 FCC의 Part 15를 준수합니다. 작동은 다음 2가지 조건을 따릅니다. (1) 본 장치는 유해한 간섭을 유발하지 않으며, (2) 본 장치는 원하지 않는 작동에 유발할 수 있는 간섭을 포함한 어떠한 간섭에도 견딜 수 있어야 합니다. Class B 디지털 장비는 Industry Canada RSS 표준을 준수합니다. 일반인에 대한 FCC 및 Industry Canada RF 방사 노출 기준을 준수하기 위해, 안테나가 있는 트랜스미터는 방사기(안테나)와 모든 사람 사이에 항상 최소 20cm의 간격을 유지하도록 설치되어야 하며 변경되거나 다른 안테나 또는 트랜스미터와 함께 작동되어서는 안 됩니다

Schwerzenbach, 29.Aug.2023

Patrick Waller



스위스 제조 선언문



제품: Profometer PM8500
Proceq 부품 번호: 39260200
제조업체: Proceq SA, Ringstrasse 28603
Schwerzenbach, Switzerland

장비는 스위스에서 개발 및 제조되었으며 "스위스에서 제조" 또는 "스위스 제품"이라는 선언문에 필요한 요건을 준수함을 인증합니다.

산업 제품에 대한 요구 사항은 상품 및 서비스에 대한 스위스 상표 보호 법령

(Art.47-50, MSchG)에 자세히 명시되어 있습니다.

Schwerzenbach, 22.9.2023

Patrick Waller
Chief Operating Officer

통지

이 문서(빠른 시작 안내서 및 제품 인증서 포함)는 Proceq가 만들어서 필요에 따라 수시로 개정해서 www.proceq.com/downloads를 통해 제공할 수 있는 기타 지침, 유의사항, 방침 및 조건 등과 함께 Proceq의 판매에 관한 일반 조항 및 조건과 일반 대어 약관의 필수적인 부분을 구성합니다(문서). Proceq는 이 문서 및 관련 문서에 포함된 정보, 사양 및 권장 사항을 통지 없이 변경할 권리를 보유합니다.

귀하는 본 제품의 안전하고 합법적인 사용, 그리고 본 제품을 사용하는 동안 자신의 행동과 그에 따른 결과를 전적으로 책임져야 합니다. 이 제품의 사용 및 작동은 귀하의 재량과 위험 부담에 따라 결정됩니다. Proceq는 제품 사용으로 인해 발생하는 모든 손실, 책임 또는 손해를 거부합니다. 본 제품을 적절한 목적에 한해 본 설명서에 제공된 지침 뿐만 아니라 모든 안전 및 건강 유의사항, 해당 법규, 규칙, 규정, 그리고 문서에 제시된 내용에 따라 작동하고 사용해야 합니다.

The English version of the content remains the official version.
All translated content should bear an appropriate notice to this effect.

For safety and liability information, please download at www.screeningeagle.com/safety-and-liability
Subject to change. Copyright © 2024 by Proceq SA, Schwerzenbach. All rights reserved.

ASIA-PACIFIC**Screening Eagle Singapore Pte. Ltd.**

1 Fusionopolis Way
Connexis South Tower #20-03
Singapore 138632
T +65 6331 4151

CHINA**Proceq Trading Shanghai Co. Ltd.**

Part of Screening Eagle
Room 701, 7th Floor, Golden Block
407-1 Yishan Road, Xuhui District
200030 Shanghai
China
T +86 21 6317 7479

EUROPE**Screening Eagle Technologies AG**

Ringstrasse 2
8603 Schwerzenbach, Zurich
Switzerland
T +41 43 355 38 00

UK**Screening Eagle UK Limited**

The Bradfield Centre
184 Cambridge Science Park Road
CB4 0GA, Cambridge
United Kingdom
T +44 1223 981905

MIDDLE EAST AND AFRICA**Proceq Middle East and Africa**

Part of Screening Eagle
Sharjah Airport International
Free Zone, P.O.Box: 8365
United Arab Emirates
T +971 6 5578505

USA, CANADA & CENTRAL AMERICA**Screening Eagle USA Inc.**

4001 West Parmer Lane
Suite 125
Austin, TX 78727
United States
T +1 724 512 0330

Screening Eagle USA Inc.

117 Corporation Drive
Aliquippa, PA 15001
United States
T +1 724 512 0330

SOUTH AMERICA**Proceq SAO Equipamentos de
Medição Ltda.**

Part of Screening Eagle
Rua Paes Leme, 136, cj 610
Pinheiros, Sao Paulo
SP 05424-010
Brasil
T +55 11 3083 3889

82039205 | 09.2023